



StockReports+ User Guide

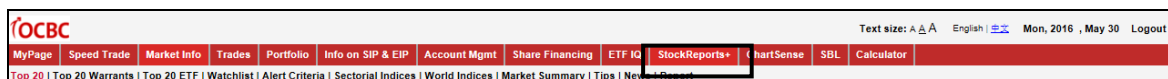
1. Introduction

StockReports+ is a trading support tool that simplifies the process of evaluating stocks, providing users easy to understand stock ratings through earnings, fundamentals, relative valuation, risk and price momentum.

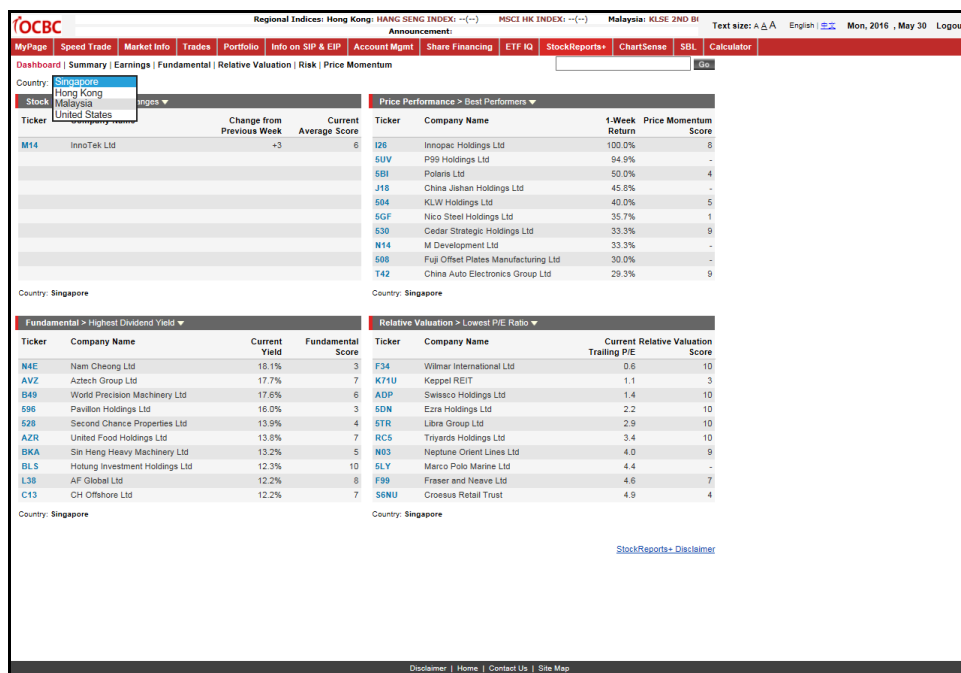
StockReports+ is available for stocks trading in the Singapore, Malaysia, Hong Kong and United States markets.

2. To access StockReports+

Click on StockReports+.



A dashboard will be displayed with different markets drop-down.



Regional Indices: Hong Kong: HANG SENG INDEX: --(-) MSCI HK INDEX: --(-) Malaysia: KLSE 2ND BI

Text size: A A A English | Mon, 2016, May 30 Logout

MyPage | Speed Trade | Market Info | Trades | Portfolio | Info on SIP & EIP | Account Mgmt | Share Financing | ETF IQ | **StockReports+** | ChartSense | SBL | Calculator

Top 20 | Top 20 Warrants | Top 20 ETF | Watchlist | Alert Criteria | Sectorial Indices | World Indices | Market Summary | Tips | News Report

Country: Singapore

Stock: Singapore

Price Performance > Best Performers

Ticker	Company Name	1 Week Return	Price Momentum Score
I26	Innopac Holdings Ltd	100.0%	8
SUV	P99 Holdings Ltd	94.9%	4
SBI	Polars Ltd	50.0%	4
J18	China Jishan Holdings Ltd	45.8%	-
S04	KLW Holdings Ltd	40.0%	5
SGF	Nico Steel Holdings Ltd	35.7%	1
S30	Cedar Strategic Holdings Ltd	33.3%	9
N14	M Development Ltd	33.3%	-
S08	Fuji Offset Plates Manufacturing Ltd	30.0%	-
T42	China Auto Electronics Group Ltd	29.3%	9

Country: Singapore

Fundamental > Highest Dividend Yield

Ticker	Company Name	Current Yield	Fundamental Score
N4E	Nam Cheong Ltd	18.1%	3
AVZ	Aztech Group Ltd	17.7%	7
B49	World Precision Machinery Ltd	17.5%	6
S96	Pavilion Holdings Ltd	16.0%	3
S28	Second Chance Properties Ltd	13.9%	4
AZR	United Food Holdings Ltd	13.8%	7
BKA	Sin Heng Heavy Machinery Ltd	13.2%	5
BLS	Hotung Investment Holdings Ltd	12.3%	10
L38	AF Global Ltd	12.2%	8
C13	CH Offshore Ltd	12.2%	7

Country: Singapore

Relative Valuation > Lowest P/E Ratio

Ticker	Company Name	Current Trailing P/E	Relative Valuation Score
F34	Wilmar International Ltd	0.6	10
K71U	Keppel REIT	1.1	3
A0P	Swireco Holdings Ltd	1.4	10
SDN	Ezra Holdings Ltd	2.2	10
STR	Libra Group Ltd	2.9	10
RC5	Triyards Holdings Ltd	3.4	10
N03	Neptune Orient Lines Ltd	4.0	9
SLY	Marco Polo Marine Ltd	4.4	-
F99	Fraser and Neave Ltd	4.6	7
S6NU	Cresus Retail Trust	4.9	4

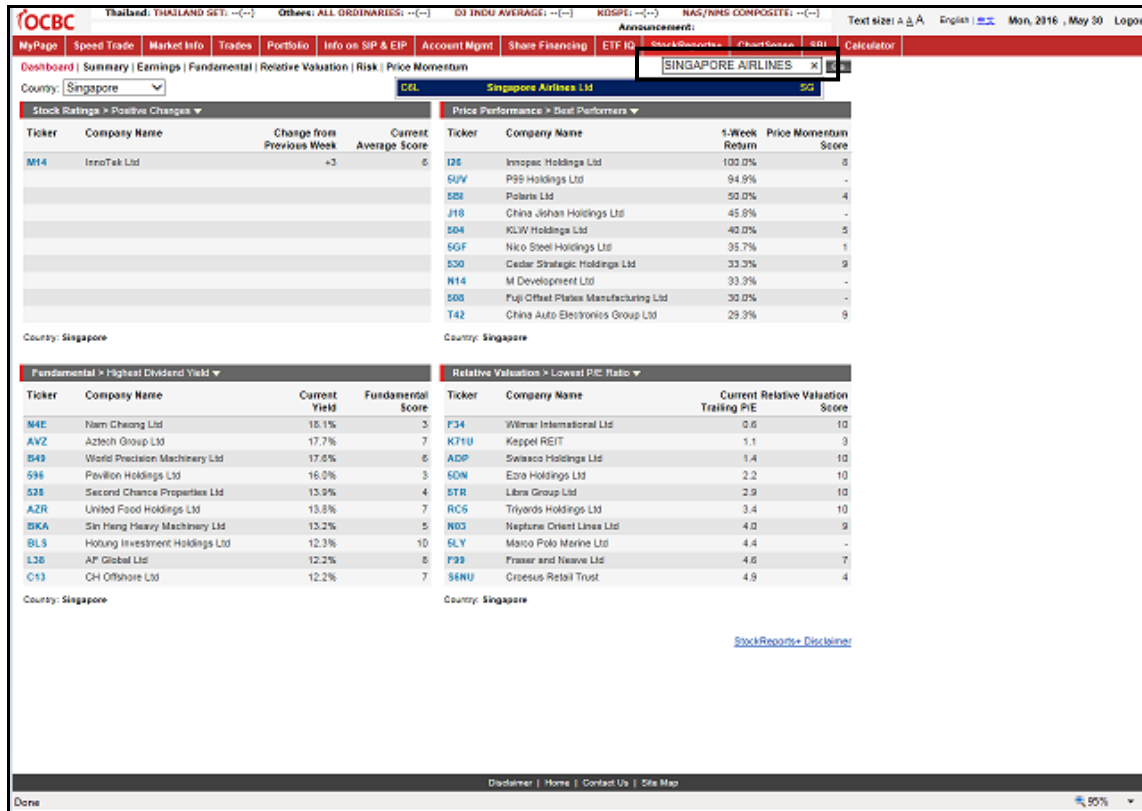
Country: Singapore

[StockReports+ Disclaimer](#)

Disclaimer | Home | Contact Us | Site Map

3. To search for a desired stock

Enter Stock Code or Stock Name.



The screenshot shows the OCBC Securities website interface. At the top, there are navigation tabs: MyPage, Speed Trade, Market Info, Trades, Portfolio, Info on SIP & EP, Account Mgmt, Share Financing, ETF IQ, and a search bar containing 'SINGAPORE AIRLINES'. Below the search bar, the selected stock 'Singapore Airlines Ltd' (SG) is displayed. The main content area is divided into several sections:

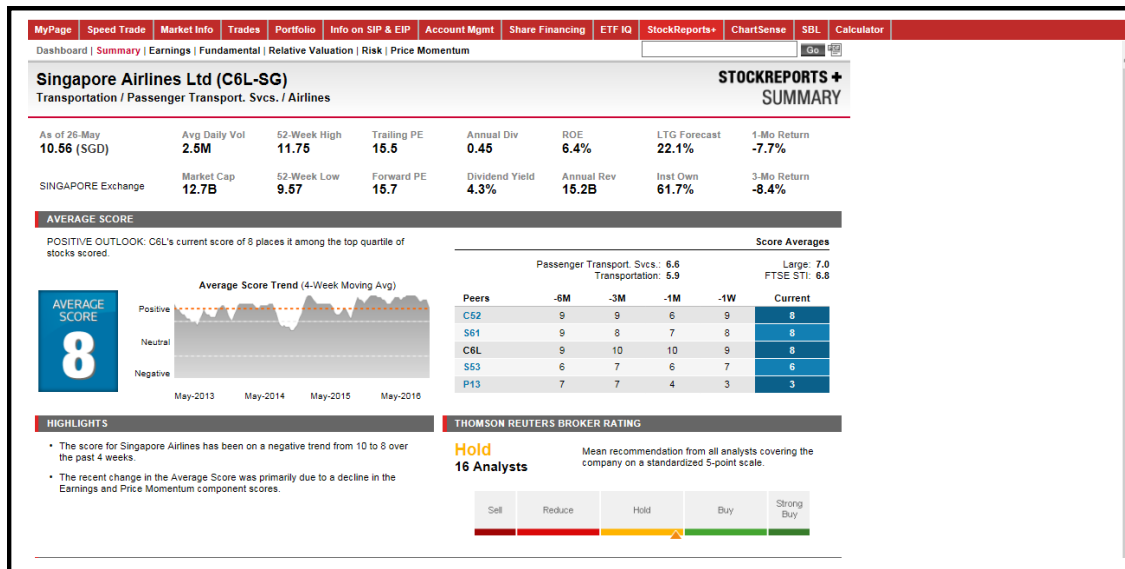
- Stock Ratings > Positive Changes:** A table showing the change from the previous week and the current average score for various stocks. The first entry is M14 (InnoTek Ltd) with a change of +3 and a score of 6.
- Price Performance > Best Performers:** A table showing the 1-week return and price momentum score for various stocks. The first entry is I26 (Innopac Holdings Ltd) with a 100.0% return and a score of 8.
- Fundamental > Highest Dividend Yield:** A table showing the current yield and fundamental score for various stocks. The first entry is N4E (Niam Cheong Ltd) with a yield of 18.1% and a score of 5.
- Relative Valuation > Lowest P/E Ratio:** A table showing the current relative valuation trailing P/E ratio and score for various stocks. The first entry is F34 (Wilmar International Ltd) with a P/E ratio of 0.6 and a score of 10.

At the bottom of the page, there is a disclaimer and navigation links: Disclaimer | Home | Contact Us | Site Map. The page is viewed at 80% zoom.

A summary of the selected stock will be displayed.

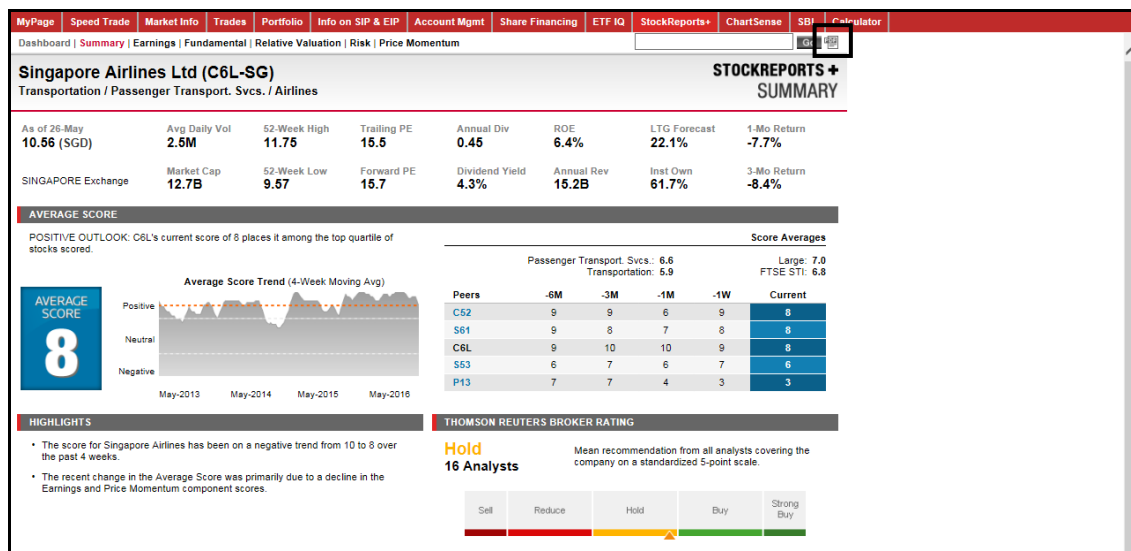
4. To view other components of the Stock

Navigate through *Earnings, Fundamental, Relative Valuation, Risk, Price Momentum* respectively.



5. To download a PDF Report

Select the  PDF icon.



General Disclaimer

This document is solely for information only and may not be published, circulated, reproduced or distributed in whole or in part to any other person. This document should not be construed as an investment advice, recommendation, or an offer or solicitation for the subscription for, purchase or sale of the securities mentioned herein.

Whilst we have taken all reasonable care to prepare the information contained in this document at the time of publication, no representation or warranty whatsoever (including without limitation any representation or warranty as to accuracy, usefulness, adequacy, timeliness or completeness) in respect of any information provided herein is given by us and it should not be relied upon as such. We do not undertake an obligation to update the document or to correct any inaccuracy that may become apparent at a later time. All information presented is subject to change without notice. We shall not be responsible or liable for any loss or damage whatsoever arising directly or indirectly howsoever in connection with or as a result of any person acting on any information provided herein.

Trading in securities can be very risky and you may lose all or more than the amount invested or deposited. Where necessary, please seek advice from an independent financial adviser regarding the suitability of any trade or investment product taking into account your investment objectives, financial situation or particular needs before making a commitment to trade or purchase the investment product. You should consider carefully and exercise caution in making any trading decision whether or not you have received advice from any financial adviser.

OCBC Securities Private Limited ("OSPL") and its related and affiliated corporations, together with their respective directors and officers, may have or may take positions in the securities mentioned in this document and may also perform or seek to perform broking and other investment or securities related services for the corporations whose securities are mentioned in this document as well as other parties generally.

StockReports+ Disclaimer

The Thomson Reuters Stock Report Plus service (the "Service") is provided by Thomson Reuters Corporation Pte Ltd ("Thomson Reuters") for informational purposes only. OSPL does not control nor manage the Service, and you should not treat the Service as being endorsed or warranted by OSPL in any way. By using the Service, you acknowledge and agree that Thomson Reuters is not licensed to provide investment advisory services and Thomson Reuters is not a financial planner, an investment advisor or a securities advisor.

The information contained in the Service is not to be construed as investment advice or recommendations by OSPL or Thomson Reuters, and OSPL and/or Thomson Reuters are not making an offer to buy or sell, or a solicitation of an offer to buy or sell, the securities of any issuer. The information contained in the Service is not intended to constitute research analysis or recommendation and should not be treated as such. In addition, the information contained in the Service does not take into account the particular investment objectives, financial situations, or needs of individual investors. You may wish to seek advice from your financial advisers before making a commitment to purchase any investment product. In the event that you choose not to seek advice from financial advisers, you should consider whether the investment product in question is suitable for you. You should not assume that, *inter alia*, any recommendations, estimates, charts, graphs, tables, scores, outlook or highlights will ensure profitable investment and you are encouraged to always consult with and obtain advice from your professional licensed financial advisor, including your tax advisor, to determine the suitability of any investment. By using the Service, you acknowledge and agree that past performance is not necessarily a guide to future performance.

OSPL and Thomson Reuters recommend that anyone making an investment or trading in securities do so with caution. You should perform full due diligence and investigate any security fully (including the careful review of annual reports and other publicly available company information to complete your own due diligence in any investment) before making an independent investment or before the execution of a security trade based upon information learned through the Service. No representation or warranty whatsoever (including without limitation any representation or warranty as to accuracy, usefulness, adequacy, timeliness or completeness) in respect of any information contained in the Service is given by OSPL and Thomson Reuters and it should not be relied upon as such. OSPL and Thomson Reuters do not undertake any obligation to update the information or to correct any inaccuracy that may become apparent at a later time. All information contained in the Service is subject to change without notice.

OSPL and Thomson Reuters are not responsible (i) for any investment decision made by you, (ii) for any loss incurred by you, directly or indirectly, in connection with, or arising from the use of the information contained in the Service; and (iii) for determining the suitability, appropriateness or advisability of any transaction you may enter into in connection with such investment decision. By using the Service, you represent and warrant to each of OSPL and Thomson Reuters that your use of the Service will comply with all applicable laws, rules and regulations and with the policies and practices of securities and futures exchanges and associations, alternative trading facilities, and self-regulatory organisations, and the policies and procedures (whether stated orally or in writing) applicable to the Service. In addition, by using the Service, you agree to be bound by OSPL's general terms and conditions, which shall equally apply to the Service provided by Thomson Reuters.