

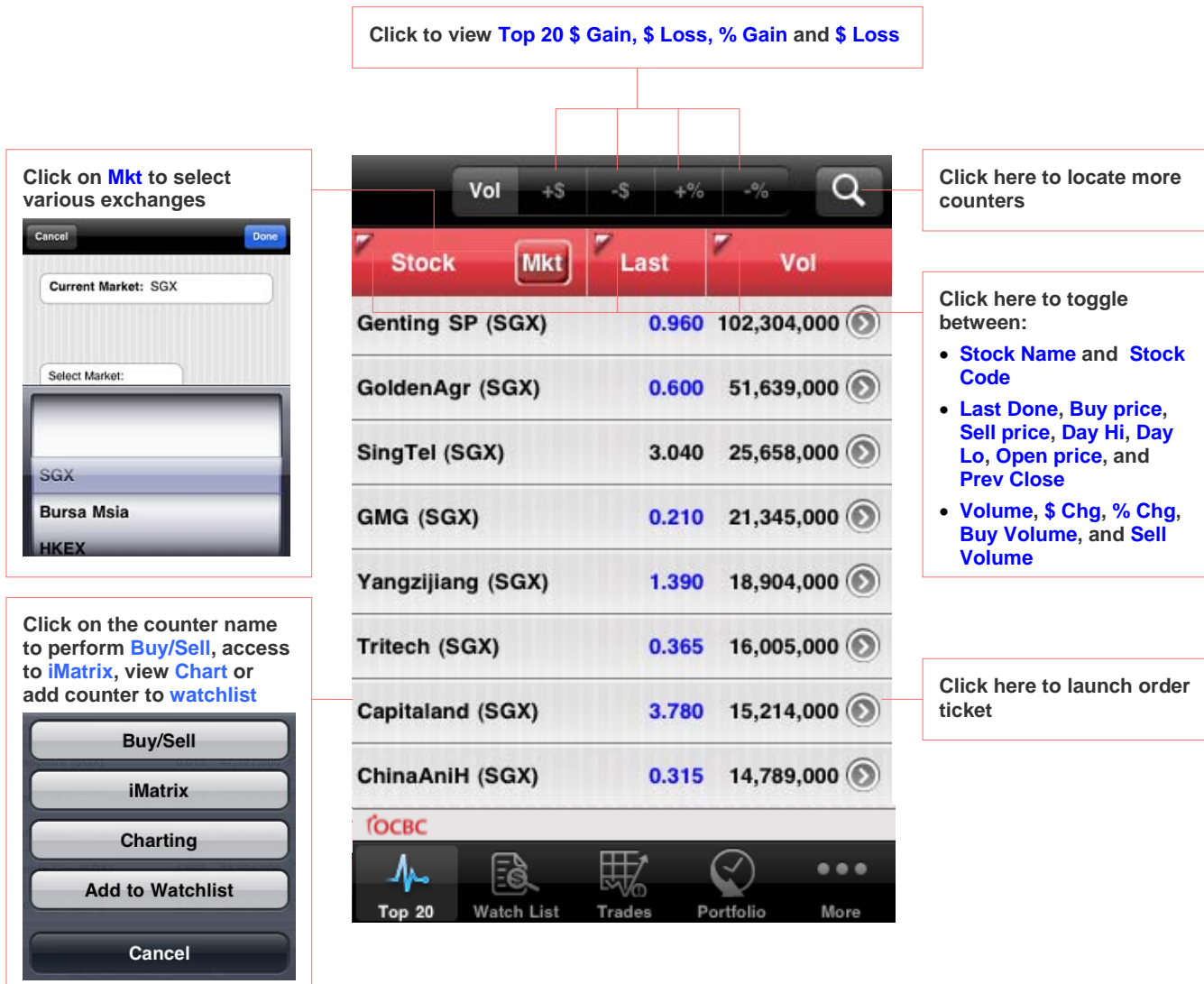
Login to iOCBC TradeMobile

Use the same set of User ID and Password for the internet trading platform to access the iOCBC TradeMobile Application.

The image shows a screenshot of the OCBC Securities login interface. At the top, there is a red header with the text "OCBC Securities". Below the header, there are two input fields: "Username :" and "Password :". A red callout box points to both input fields with the text "Enter your User ID and Password". Below the input fields is a red button with the text "LOGIN". A red callout box points to the "LOGIN" button with the text "Click on LOGIN".

Viewing Quotes

Upon login, SGX Top 20 Volume will be shown. In this page, you can view information on the top 20 volume/gainers/losers.



Click to view [Top 20 \\$ Gain, \\$ Loss, % Gain and \\$ Loss](#)

Click on **Mkt** to select various exchanges

Click here to locate more counters

Click here to toggle between:

- [Stock Name](#) and [Stock Code](#)
- [Last Done](#), [Buy price](#), [Sell price](#), [Day Hi](#), [Day Lo](#), [Open price](#), and [Prev Close](#)
- [Volume](#), [\\$ Chg](#), [% Chg](#), [Buy Volume](#), and [Sell Volume](#)

Click on the counter name to perform [Buy/Sell](#), access to [iMatrix](#), view [Chart](#) or add counter to [watchlist](#)

Click here to launch order ticket

Stock	Mkt	Last	Vol
Genting SP (SGX)		0.960	102,304,000
GoldenAgr (SGX)		0.600	51,639,000
SingTel (SGX)		3.040	25,658,000
GMG (SGX)		0.210	21,345,000
Yangzijiang (SGX)		1.390	18,904,000
Tritech (SGX)		0.365	16,005,000
Capitaland (SGX)		3.780	15,214,000
ChinaAniH (SGX)		0.315	14,789,000

Buy/Sell
iMatrix
Charting
Add to Watchlist
Cancel

Top 20 | Watch List | Trades | Portfolio | More

Note:

HKEEx : 15 minutes delayed

PHS : 15 minutes delayed

SET : 30 minutes delayed

IDX : 30 minutes delayed

NYSE : 20 minutes delayed

AMEX : 20 minutes delayed

NASD : 15 minutes delayed


ASX : 15 minutes delayed

LSE : 15 minutes delayed

SSE : 15 minutes delayed

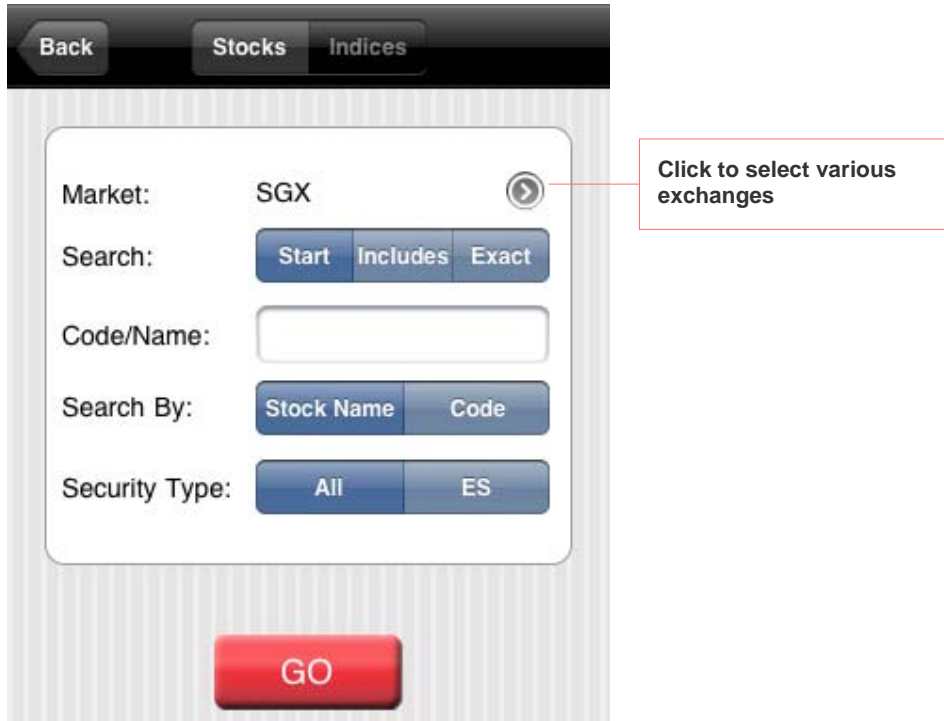
SZSE : 15 minutes delayed

TSE : 15 minutes delayed


Click on to  icon to locate more counters. Enter the stock name or stock code and click 'Go'.

Search Steps:

1. Select the **Market** which the desired stock/index is in.
2. Enter the stock code or stock name that you wish to search for (For example, to search 'OCBC' , just select 'Starts' and key in 'OCBC' in the entry field).
3. Click on the 'Go' button.
4. Select the desired stock if results show more than 1 record.



Back Stocks Indices

Market: SGX 

Search: Start Includes Exact

Code/Name:


Search By: Stock Name Code


Security Type: All ES

GO

Click to select various exchanges

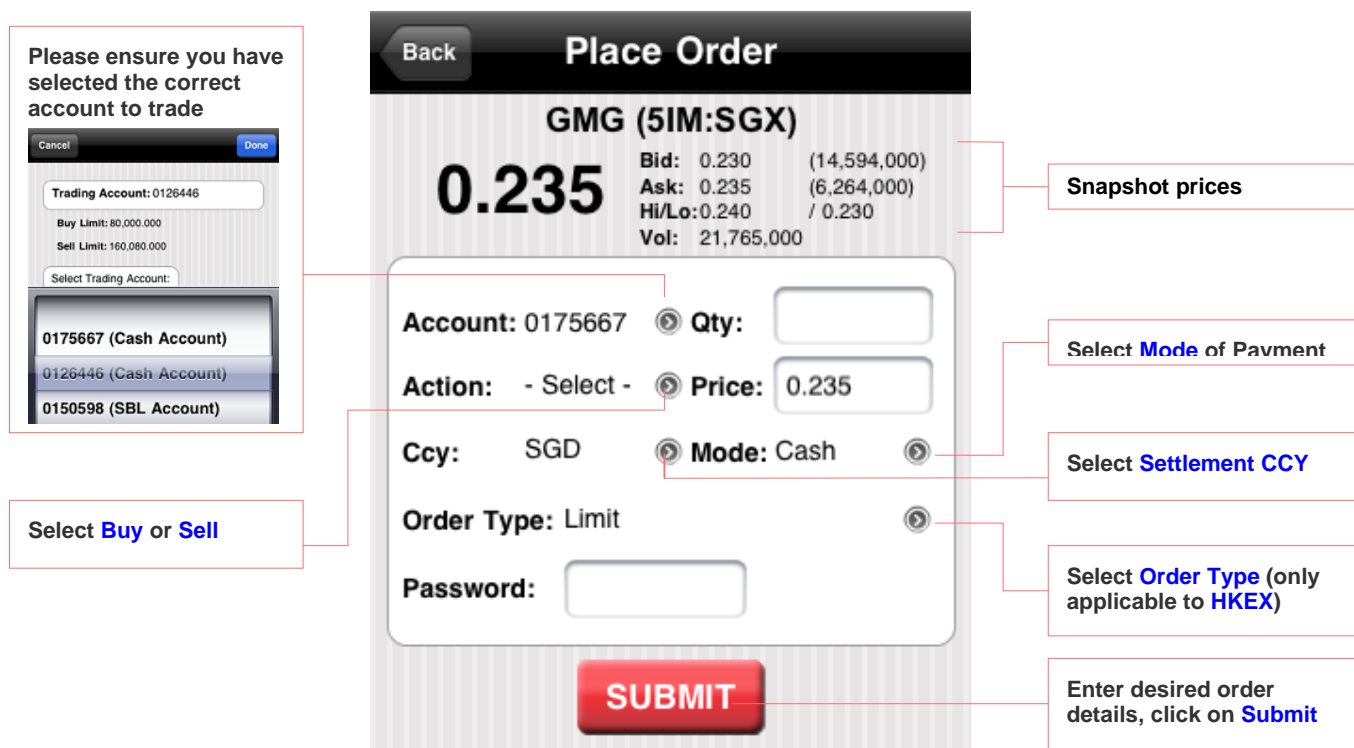
Placing Orders

Click on the  icon near the stock name or 'Buy/Sell' from option menu to launch the order ticket. Details of the selected counter will be shown on the order ticket.

- Click on  icon at the 'Action' field to Buy or Sell, and enter the quantity
- Amalgamation¹ is default as 'Yes'
- Select either Cash / CPF² / SRS³ as the Mode of Payment
- Forced Order is available in iOCBC TradeMobile as well
- Prices shown on order ticket are snapshot

Note:

- ¹ Amalgamation is the consolidation of several trades into one. It is only applicable for trades placed for the same counter, on the same market day with the same action and payment mode. E.g. buy with buy, sell with sell.
- ² Please ensure that you have linked up the CPF Investment Account to your trading account in order to submit any CPF trade
- ³ Please ensure there is sufficient fund/shares in your SRS account. In the event that you wish to change the payment mode, you must contact your Trading representative immediately via phone on the Trade Date.



The screenshot shows the 'Place Order' interface for GMG (5IM:SGX). The current price is 0.235. The interface includes fields for Account, Action, Price, Qty, Ccy, Mode, Order Type, and Password, along with a 'SUBMIT' button. Callout boxes provide instructions for each field:

- Snapshot prices:** Points to the Bid (0.230), Ask (0.235), Hi/Low (0.240 / 0.230), and Volume (21,765,000) information.
- Select Buy or Sell:** Points to the 'Action' dropdown menu.
- Select Mode of Payment:** Points to the 'Mode' dropdown menu, which is currently set to 'Cash'.
- Select Settlement CCY:** Points to the 'Ccy' dropdown menu, which is currently set to 'SGD'.
- Select Order Type (only applicable to HKEX):** Points to the 'Order Type' dropdown menu, which is currently set to 'Limit'.
- Enter desired order details, click on Submit:** Points to the 'SUBMIT' button.

An inset window on the left shows the 'Select Trading Account' screen with the following details:

- Trading Account: 0126446
- Buy Limit: 80,000,000
- Sell Limit: 160,080,000
- Select Trading Account:
 - 0175667 (Cash Account)
 - 0126446 (Cash Account)
 - 0150598 (SBL Account)

The following confirmation will appear upon clicking 'Submit'

CONFIRMATION

Please confirm the following order:

Account:	0069365
Exchange:	SGX
Stock:	GMG
Code:	5IM
Action:	Buy
Quantity:	3,000
Price:	0.200
Settle Ccy:	SGD
Mode:	Cash
Traded Value:	600.000

OK CANCEL

Click on 'OK' once you have confirmed the order details

Click on 'Cancel' if you would like to amend order details

The following order result will appear upon clicking 'OK'

Order Result

Account:	0069365
Exchange:	SGX
Stock:	GMG (5IM)
Action:	Buy
Quantity:	3,000
Price:	0.200
Ref No.:	1004210582718

Your order is being submitted to the Exchange, subject to the availability of your trading limits.

OK

Amend / Withdraw Order

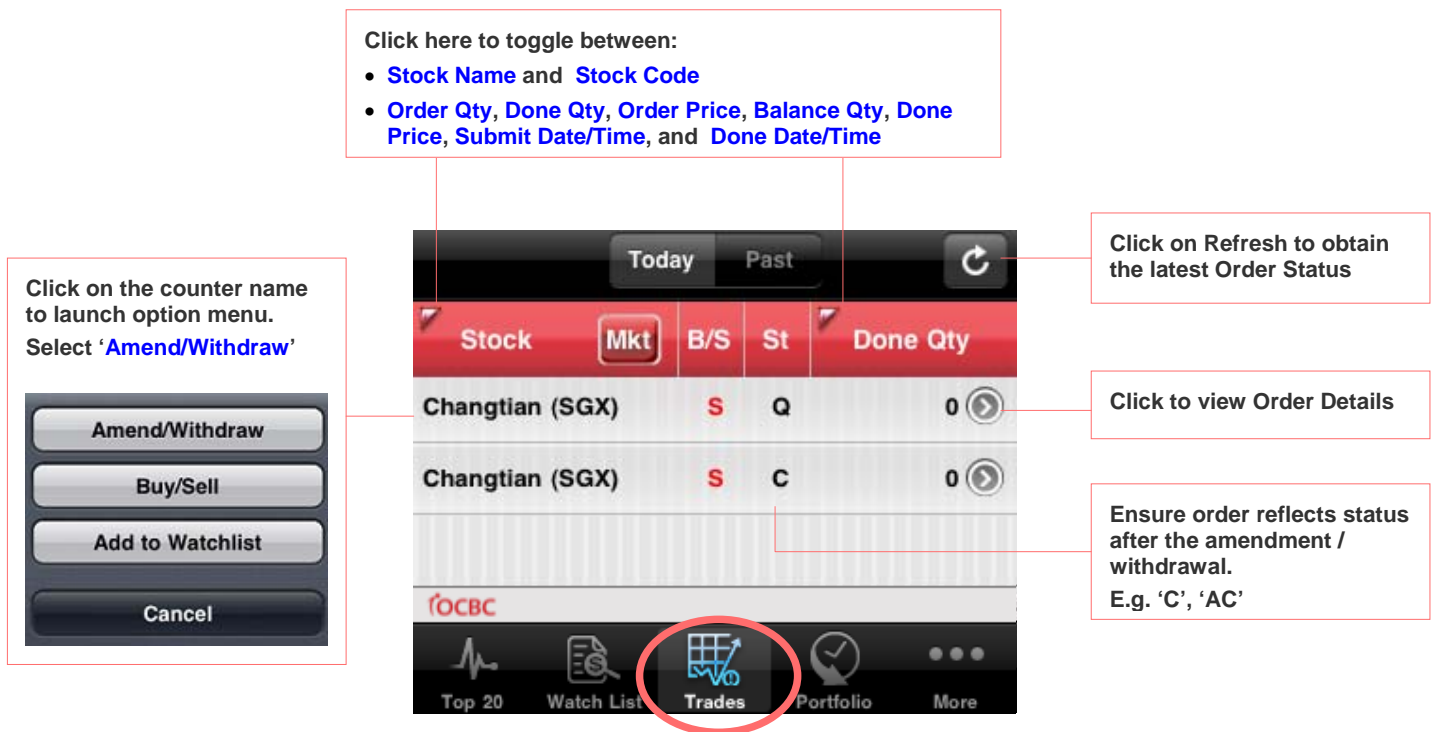
You can amend / withdraw your order provided that the order is not filled. If the order is partially filled, you can only make amendment / withdrawal on those unfilled quantity.

Please note that amendment is only for reduction of the quantity and you cannot amend the other parameters like price and payment type.

To check the latest status of your order, please click on the "Refresh" button.

- If your amendment request is successful, your order status will be updated to 'AC' (i.e.: reduced order accepted).
- If your withdrawal request is successful, your order status will be updated to 'C' (i.e.: cancelled order accepted)

Click 'Trades' and click on to 'Today'



The screenshot shows the 'Trades' screen in the iOCBC TradeMobile app. The interface includes a top navigation bar with 'Today' and 'Past' tabs, a 'Refresh' button, and a table of orders. A callout box on the left shows the 'Amend/Withdraw' option in the counter menu. Annotations provide instructions on how to toggle between stock names and codes, refresh the order status, view order details, and ensure the order status is updated after an amendment or withdrawal.

Click here to toggle between:

- **Stock Name** and **Stock Code**
- **Order Qty, Done Qty, Order Price, Balance Qty, Done Price, Submit Date/Time, and Done Date/Time**

Click on the counter name to launch option menu. Select 'Amend/Withdraw'

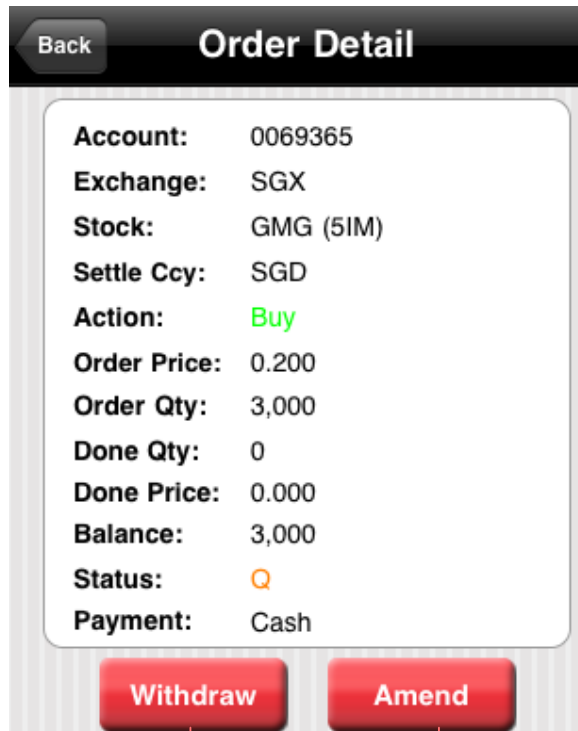
Click on Refresh to obtain the latest Order Status

Click to view Order Details

Ensure order reflects status after the amendment / withdrawal. E.g. 'C', 'AC'

Stock	Mkt	B/S	St	Done Qty
Changtian (SGX)		S	Q	0
Changtian (SGX)		S	C	0

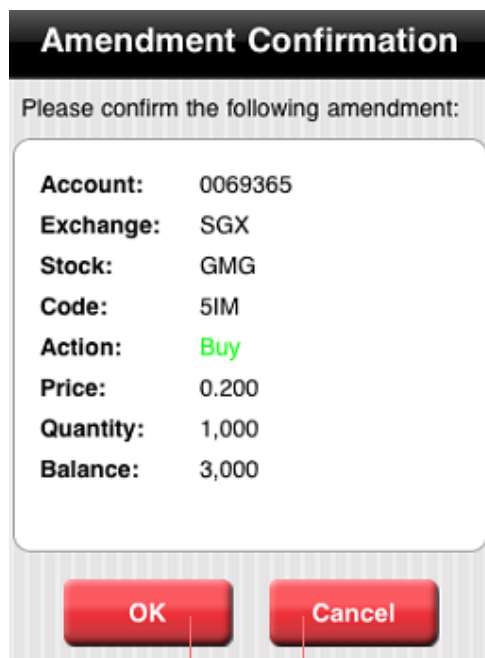
Bottom navigation bar: Top 20, Watch List, Trades, Portfolio, More



To cancel order submitted

Amend order quantity

The following confirmation will appear upon clicking 'Amend' from Amendment ticket



Click on 'OK' once you have confirmed the order amendment

Click on 'Cancel' if you would like to re-amend order quantity

The following order result will appear upon clicking 'OK'

Amendment Result

Account:	0069365
Exchange:	SGX
Stock:	GMG (5IM)
Action:	Buy
Quantity:	1,000
Price:	0.200

Your amendment request is currently in process. Kindly check the result of your amendment request.

OK

The following confirmation will appear upon clicking 'Withdraw' from Withdrawal ticket

Withdrawal Confirmation

Please confirm the following withdrawal:

Account:	0069365
Exchange:	SGX
Stock:	GMG
Code:	5IM
Action:	Buy
Price:	0.200
Quantity:	1,000
Balance:	1,000

OK Cancel

Click on 'OK' once you have confirmed the order cancellation

Click on 'Cancel' if you would like to cancel the order withdrawal

The following order result will appear upon clicking 'OK'

Withdrawal Result

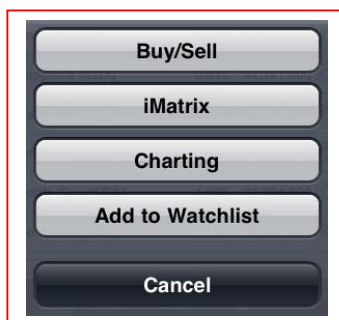
Account:	0069365
Exchange:	SGX
Stock:	GMG (5IM)
Action:	Buy
Quantity:	1,000
Price:	0.200

Your order withdrawal request is being submitted to the Exchange.

OK

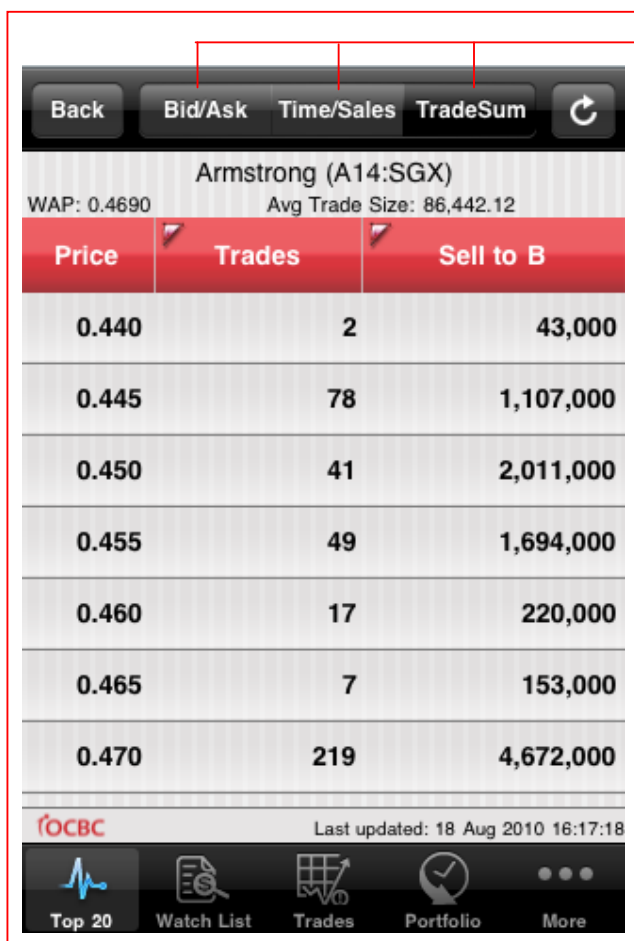
Charting

Click on the counter name and select Charting to launch the chart of the selected counter. The historical data shown are for **Intraday**, **1 month**, **3 months**, **6 months** and **1 year**. The chart is available in Landscape (Horizontal View).



iMatrix

Click on the counter name and select iMatrix. iMatrix is an useful tool for investor to gain an in-depth view of the stock movement. You can view the individual trades done and the trade summary for the market day.



Price	Trades	Sell to B
0.440	2	43,000
0.445	78	1,107,000
0.450	41	2,011,000
0.455	49	1,694,000
0.460	17	220,000
0.465	7	153,000
0.470	219	4,672,000

Trade Summary

This feature summarizes the Time & Sales in terms of price, trade and volume. You can retrieve the historical information up to 6 calendar days.

- Toggle to see **Price, Trades, Volume, Sell to B, Buy from S.**

Time & Sales

This feature captures each trade done for the counter. You can retrieve the historical information up to 6 calendar days.

- Toggle to see **Time, Price, Trade Size, Bid-Ask**

Bid & Ask*

View the "live" buy and sell queue of the counter.

- Toggle to see **Bid, Bid Vol, Ask, Ask Vol**

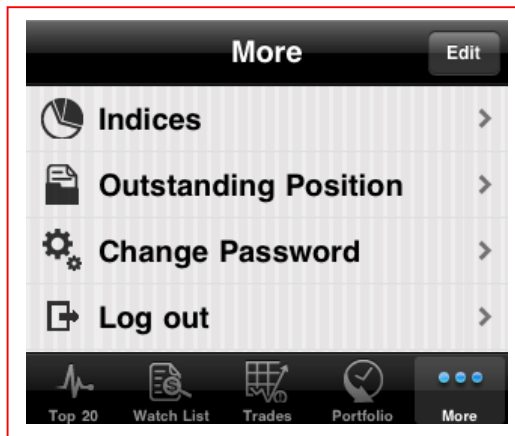
* Subject to Terms & Conditions

Outstanding Positions

Click on **More** and select **Outstanding Position** to view your outstanding trades.

Click here to toggle between:

- **Stock Name** and **Stock Code**
- **Due Date, Action (Buy or Sell), Mode, Settlement Currency, Contract Number**
- **Net Amt, Price, Qty, FX rate**





Stock	Due Date	Net Amt
Important Notice		
SGX Cash		
SEMB KIMTRANS	11/07/2010	3,660.00
SEMB KIMTRANS	11/07/2010	3,660.00
ZHONGGUO PWR	11/07/2010	3,660.00
TOTAL (Buy)	SGD	3,660.00
TOTAL (Sell)	SGD	3,660.00
TOTAL (Buy)	USD	3,660.00
LSE		
TOTAL (Sell)	SGD	34,488.64

OCBC Last updated: 19 Aug 2010 12:08:07


Watchlist

The Watchlist function allows you to monitor your favourite counters on the move. Adding or removing of counter via iPhone will also be reflected in Internet Trading platform, and vice versa.

Click to select watchlist:




Click on the counter name to perform Buy/Sell, access to iMatrix, view Chart or add counter to watchlist



Watch List

Stock	Last	Vol	
STRAITS TIME IDX (SGX)	2979.68	294,141,184	➔
XETRA DAX PF (NA)	6144.91	194,408,784	➔
AusGroup (SGX)	0.620	521,000	➔
Capitaland (SGX)	3.780	15,284,000	➔
CoscoCorp (SGX)	1.750	6,925,000	➔
GbiYellowPgs (SGX)	0.165	911,000	➔
GENTING BHD (KLS)	6.800	2,601,000	➔
GoldenAgr (SGX)	0.600	51,703,000	➔

Click here to launch order ticket



Checking the Order Status

To check the status of your order, select **Trades** and click on to **Today**.

Check the '**St**' column for the order status, and '**Done Qty**' column for executed quantity.

Select **Today** to view the order status

Select **Past** to review orders placed for the past 6 calendar days

Check order status under **St (Status)** column



Portfolio

Select 'Portfolio' and view your share holdings in your Current Portfolio:

You can view your Current Portfolio sorted by:

- **Exchanges**
- Various online trading **accounts**
- **Payment:** Cash or CPF or SRS



Stock	Qty	P/L
Important Notice		
SGX Cash		
Capitaland	1,500	4,020.00
DBS	400	4,688.00
DelongH	20,000	10,000.00
Genting SP	4,000	1,910.00
NOL	1,000	15.00
TOTAL (SGD)		60,895.00
GRAND TOTAL (SGD)		60,895.00
iOCBC Last updated: 18 Aug 2010 16:16:02		

Click here to toggle between:

- **Stock Name, Stock Code, Account, Contract Date**
- **Quantity, Amount, Last Done Price, Settlement Currency, Weighted Ave Price**
- **Unrealized P&L and Current Market Value**

Market Indices & Market Summary

Select 'More', select 'Indices' and click on to 'Market Indices' to view various markets' sectorial indices.

Select **Market Indices** to view the various exchanges' indices

Select **Market Summary** to view SGX, Bursa Msia, HKEX, SET, IDX, PHS market summary



Index	Mkt	Last	Chg
FT ST ALL SHARE (SGX)		738.08	+5.150
FT ST BAS MAT (SGX)		310.28	+4.530
FT ST CHINA (SGX)		321.29	+6.100
FT ST CON SERV (SGX)		827.17	+4.050
FT ST CONS GOODS (SGX)		794.56	+3.870
FT ST FINANCIAL (SGX)		750.45	+5.910
FT ST FLEDGLING (SGX)		751.03	+2.800
FT ST HLTH CARE (SGX)		928.59	+11.780

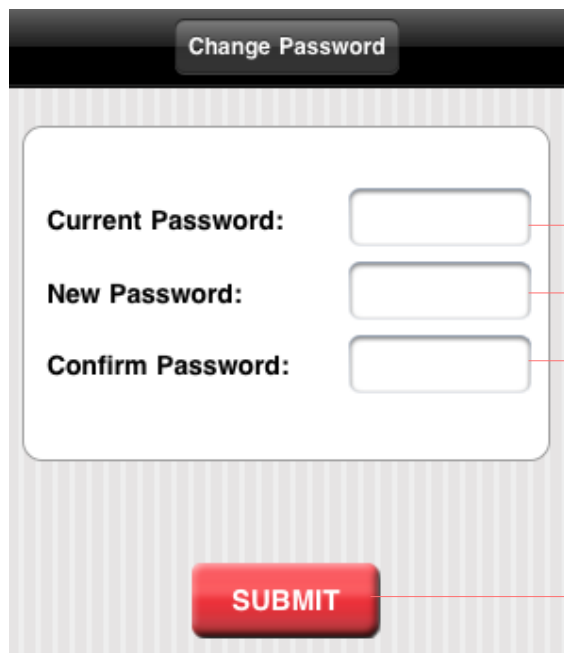
Click here to toggle between:

- Last Done, Prev Close, Day Hi, and Day Lo
- \$ Chg and % Chg

Change Password

For security reason, you are required to change your password every 300 days. Your new password must contain alphabets and numbers. It must be within 6 to 15 characters and it is case sensitive (e.g. ABC123, abc123). The previous password can be recycled only upon 3 password changed cycles.

Click on 'More' and select 'Change Password'



Enter your current password, your new password, and confirm the new password

Enter desired password and click on **Submit**

The following result will appear upon successful password changed

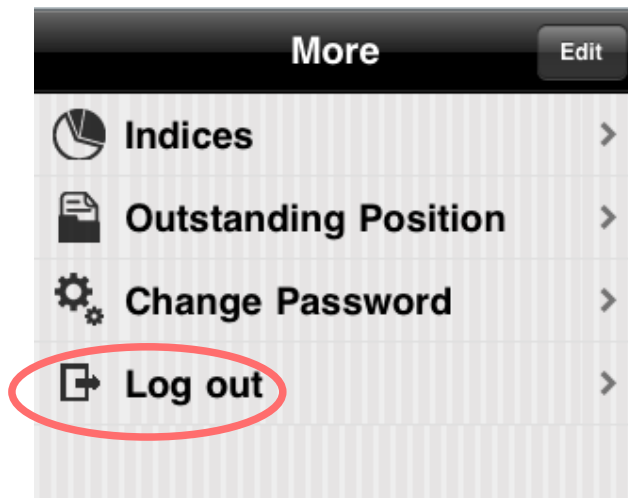


Note:

Changing of password via iPhone will also impact the Internet Trading platform, and vice versa. You will need to use the same set of User ID and Password for the internet and mobile trading platform.

Logout

Click on 'More' and select 'Log out'



Selected Yes to log out from iOCBC TradeMobile



The following page will appear upon click on 'Log out'.

