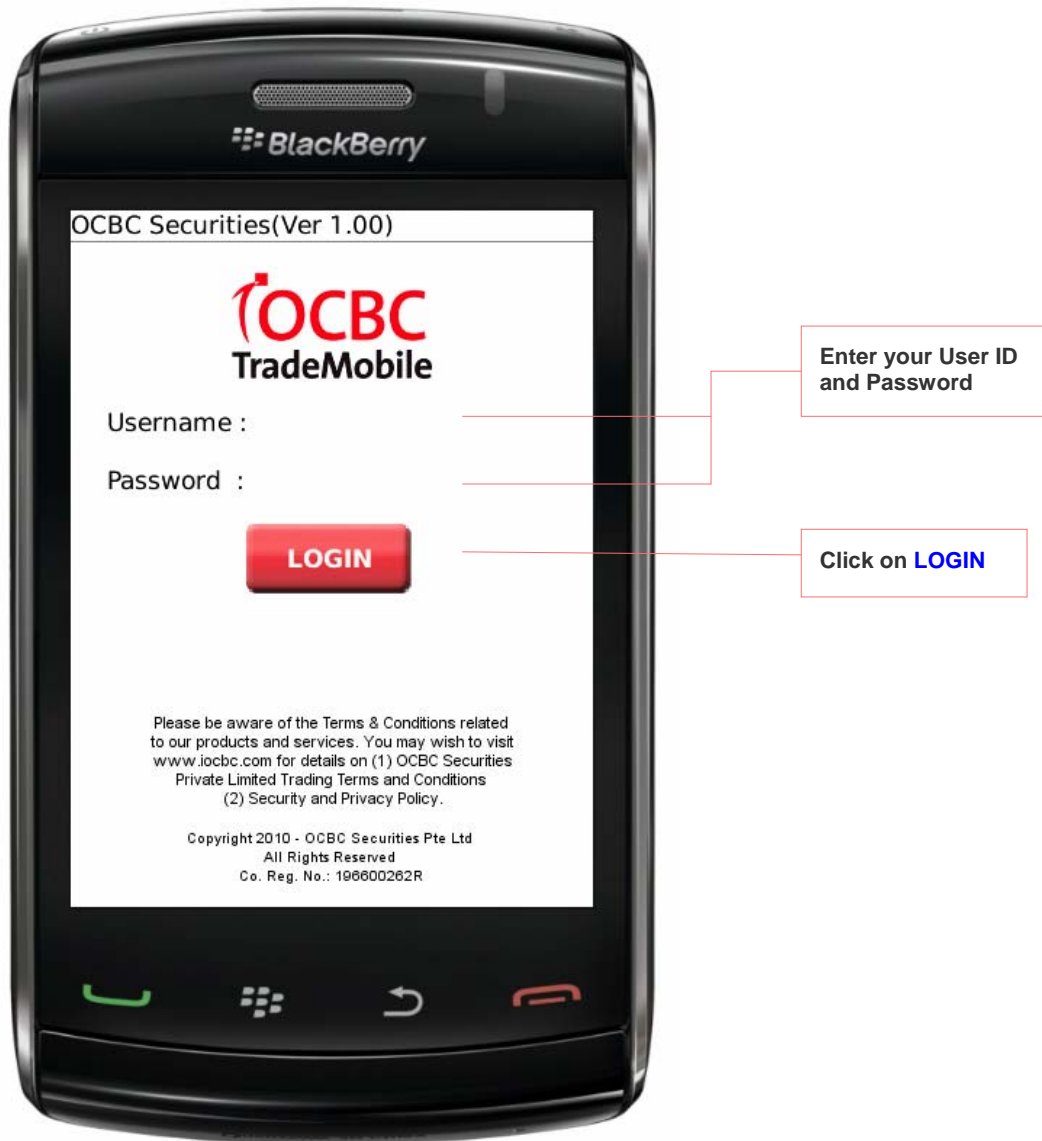


### Login to iOCBC TradeMobile (BlackBerry Edition)

Use the same set of User ID and Password for the internet trading platform to access the iOCBC TradeMobile (BlackBerry Edition) Application.



## Main Menu

Upon login, you will be able to see the main menu, which allows you to select information such as Top 20, Watchlist and Search Quotes etc.



**Viewing Quotes (Top 20)**



Note: HKEx : 15 minutes  
delayed

NYSE : 20 minutes delayed

LSE : 15 minutes delayed

PHS : 15 minutes delayed

AMEX : 20 minutes delayed

SSE : 15 minutes delayed

SET : 30 minutes delayed

NASD : 15 minutes delayed

SZSE : 15 minutes delayed

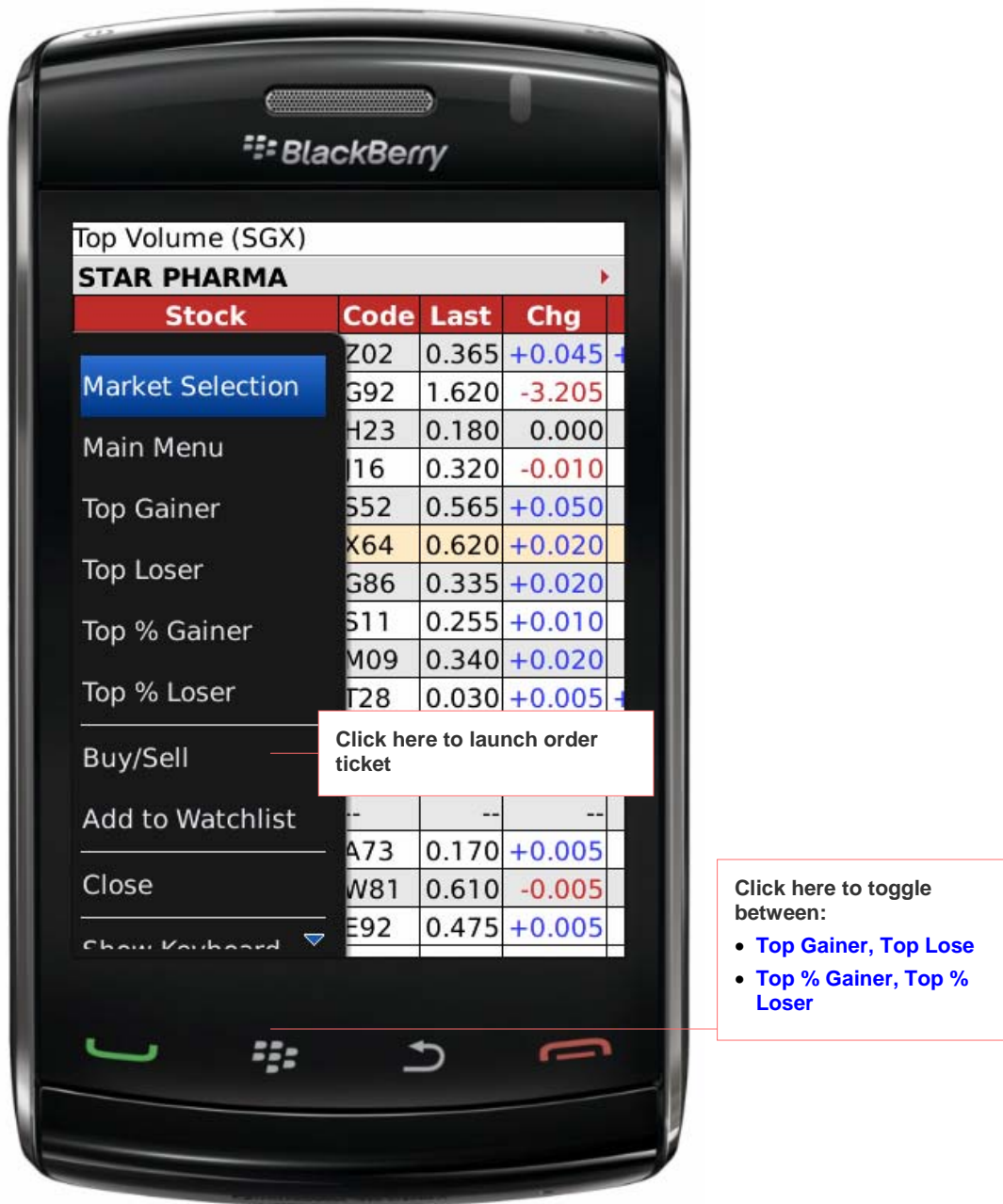
IDX : 30 minutes delayed


ASX : 15 minutes delayed

TSE : 15 minutes delayed

## Toggle between Top Gainer & Top Loser

Once you select Top 20 Volume, click on the menu to toggle between Top Gainer, Loser and Top % Gainer, Top & Loser.



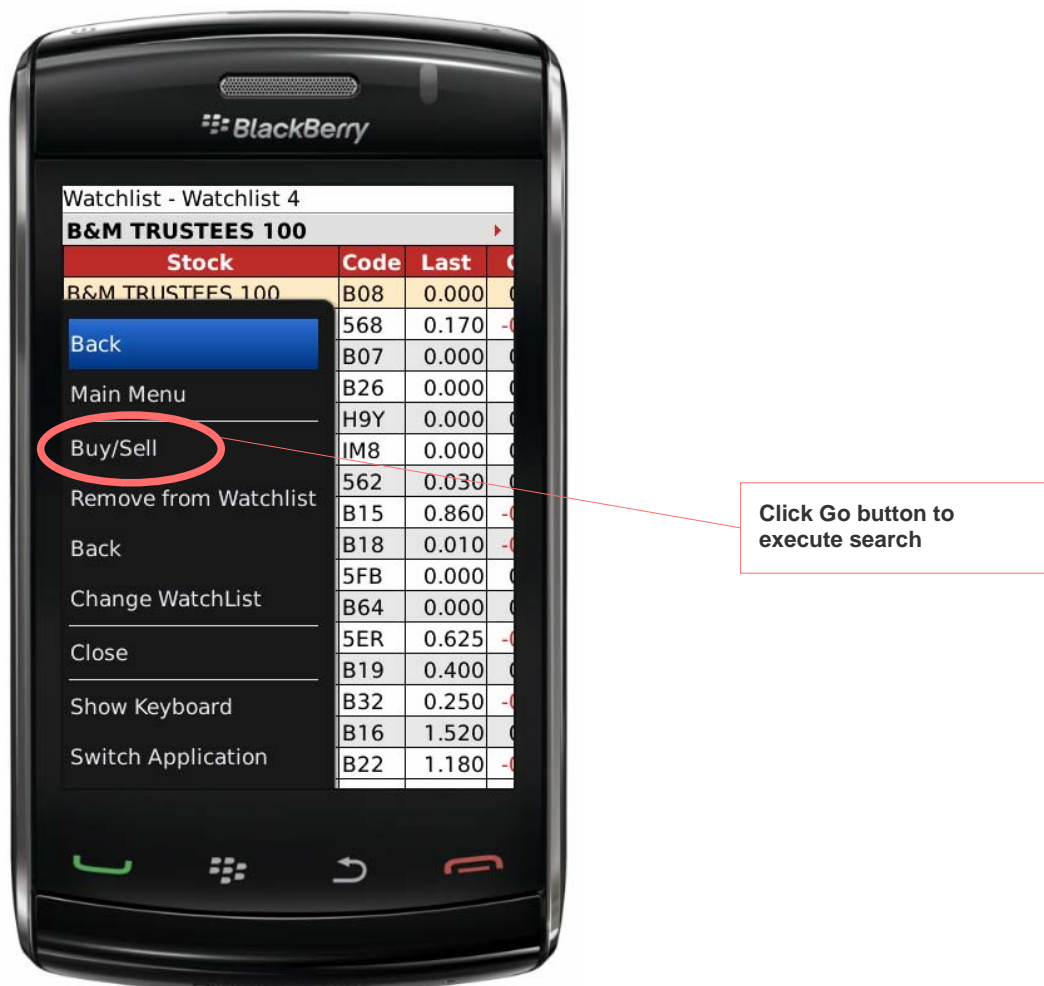
Click on to  icon to go to 'Main Menu' and choose 'Stock Quotes'. Enter the stock name or stock code and click 'Go'.

**Search Steps:**

1. Select the **Market** which the desired stock/index is in.
2. Enter the stock code or stock name that you wish to search for (For example, to search 'OCBC', just select 'Starts' and key in 'OCBC' in the entry field).
3. Click on the 'Go' button.
4. Select the desired stock if results show more than 1 record.



## Placing Orders

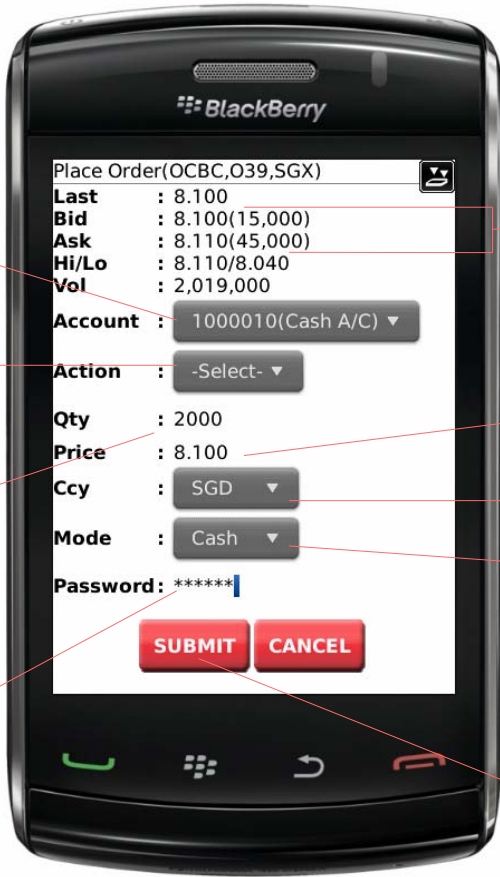


Click on the 'Buy/Sell' from option menu to launch the order ticket. Details of the selected counter will be shown on the order ticket.

- Click on 'Action' field to Buy or Sell, and enter the quantity
- Amalgamation<sup>1</sup> is default as 'Yes'
- Select either Cash / CPF<sup>2</sup> / SRS<sup>3</sup> as the Mode of Payment
- No forced order is allowed via iOCBC TradeMobile
- Prices shown on order ticket are snapshot

Note:

- <sup>1</sup> Amalgamation is the consolidation of several trades into one. It is only applicable for trades placed for the same counter, on the same market day with the same action and payment mode. E.g. buy with buy, sell with sell.
- <sup>2</sup> Please ensure that you have linked up the CPF Investment Account to your trading account in order to submit any CPF trade
- <sup>3</sup> Please ensure there is sufficient fund/shares in your SRS account. In the event that you wish to change the payment mode, you must contact your Trading representative immediately via phone on the Trade Date.



The image shows a BlackBerry mobile phone screen displaying the 'Place Order' form for OCBC, O39, SGX. The form includes the following fields and options:

- Place Order(OCBC,O39,SGX)** (Dropdown menu)
- Snapshot prices:** Last: 8.100, Bid: 8.100(15,000), Ask: 8.110(45,000), Hi/Lo: 8.110/8.040, Vol: 2,019,000
- Account:** 1000010(Cash A/C) (Dropdown menu)
- Action:** -Select- (Dropdown menu)
- Qty:** 2000
- Price:** 8.100
- Ccy:** SGD (Dropdown menu)
- Mode:** Cash (Dropdown menu)
- Password:** \*\*\*\*\* (Text input field)
- Buttons:** SUBMIT, CANCEL

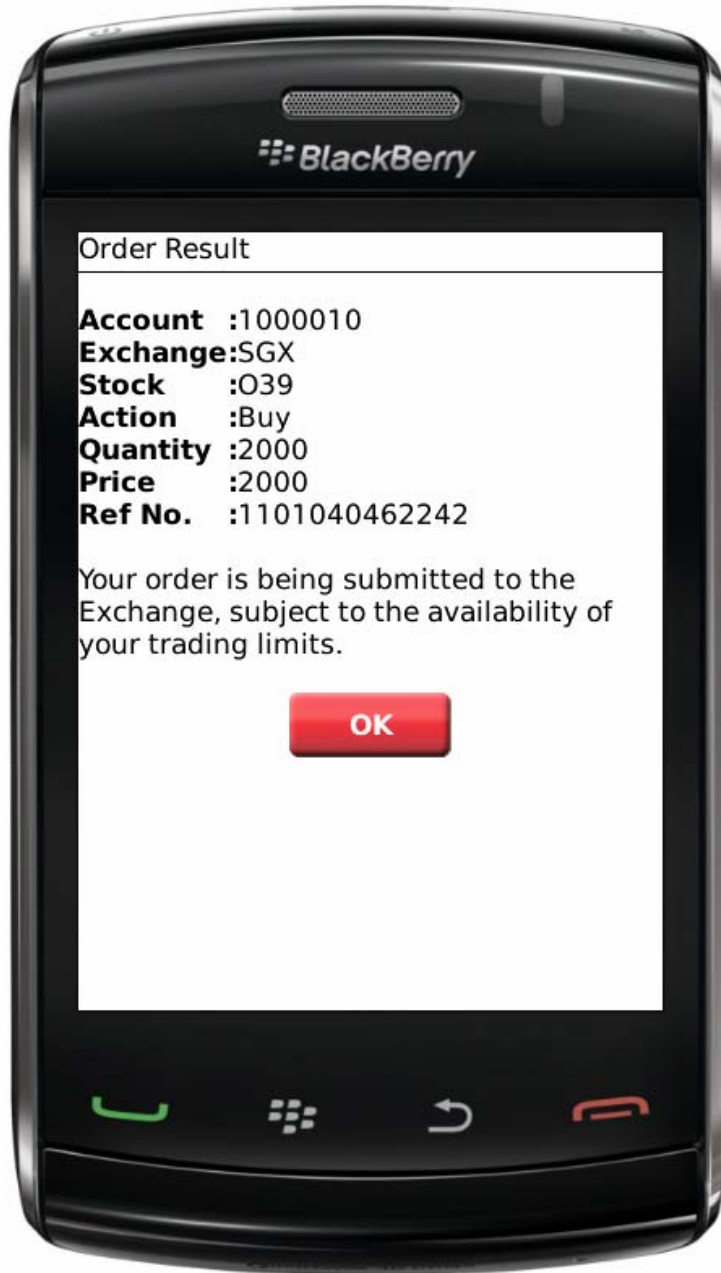
Callout boxes provide instructions for each field:

- Please ensure you have selected the correct account to trade** (points to Account)
- Select Buy or Sell** (points to Action)
- Key in the quantity** (points to Qty)
- Key in your login password** (points to Password)
- Snapshot prices** (points to the price summary)
- Key in the price you wish to purchase at** (points to Price)
- Select Settlement CCY** (points to Ccy)
- Select Mode of Payment** (points to Mode)
- Enter desired order details, click on Submit** (points to the SUBMIT button)

The following confirmation will appear upon clicking 'Submit'



The following order result will appear upon clicking 'OK'




## Amend / Withdraw Order

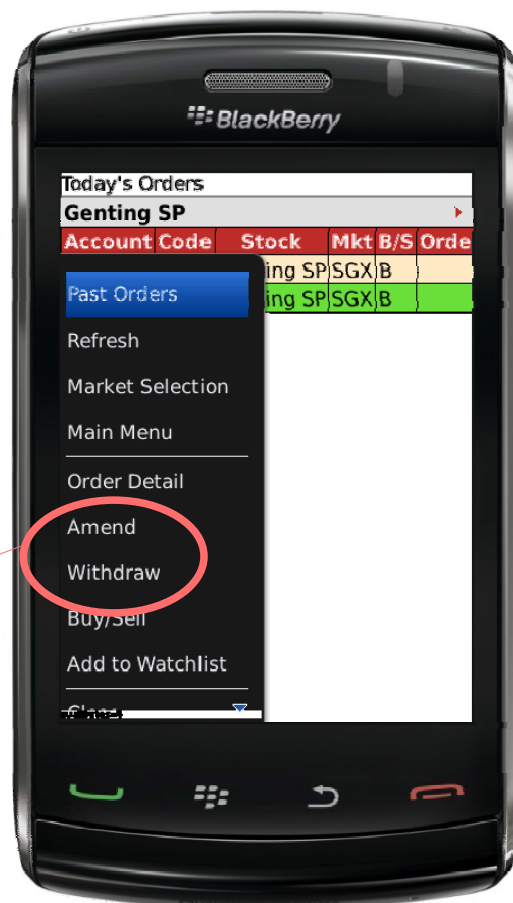
You can amend / withdraw your order provided that the order is not filled. If the order is partially filled, you can only make amendment / withdrawal on those unfilled quantity.

Please note that amendment is only for reduction of the quantity and you cannot amend the other parameters like price and payment type.

To check the latest status of your order, please click on the "Refresh" button.

- a) If your amendment request is successful, your order status will be updated to 'AC' (i.e.: reduced order accepted).
- b) If your withdrawal request is successful, your order status will be updated to 'C' (i.e.: cancelled order accepted)

Under Today's Order, click on  and select "Amend"



You select Amend or Withdraw from the menu

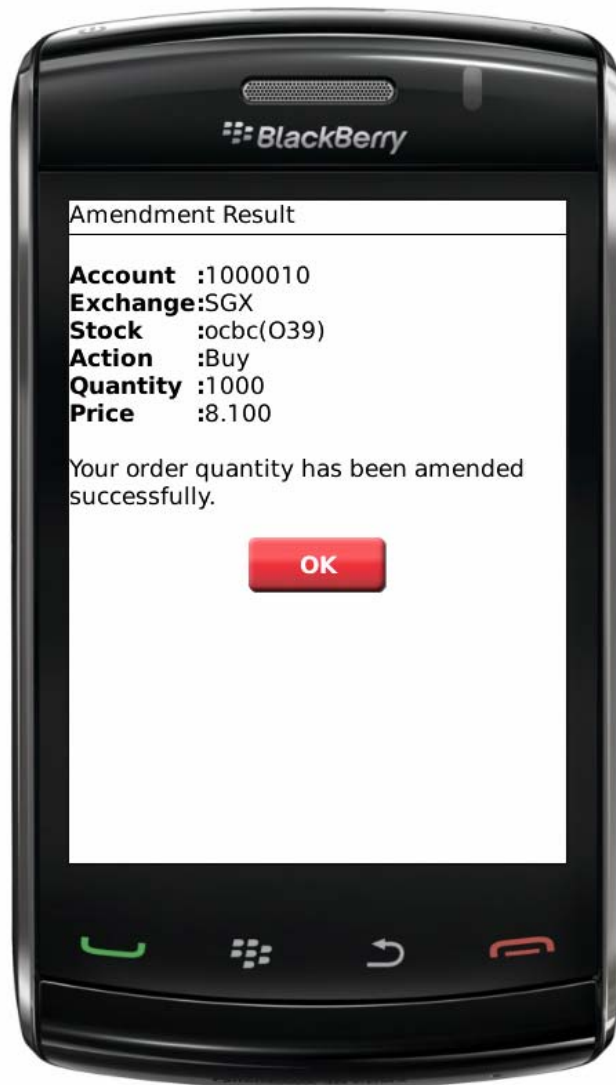
The following confirmation will appear upon clicking 'Amend' from Amendment ticket



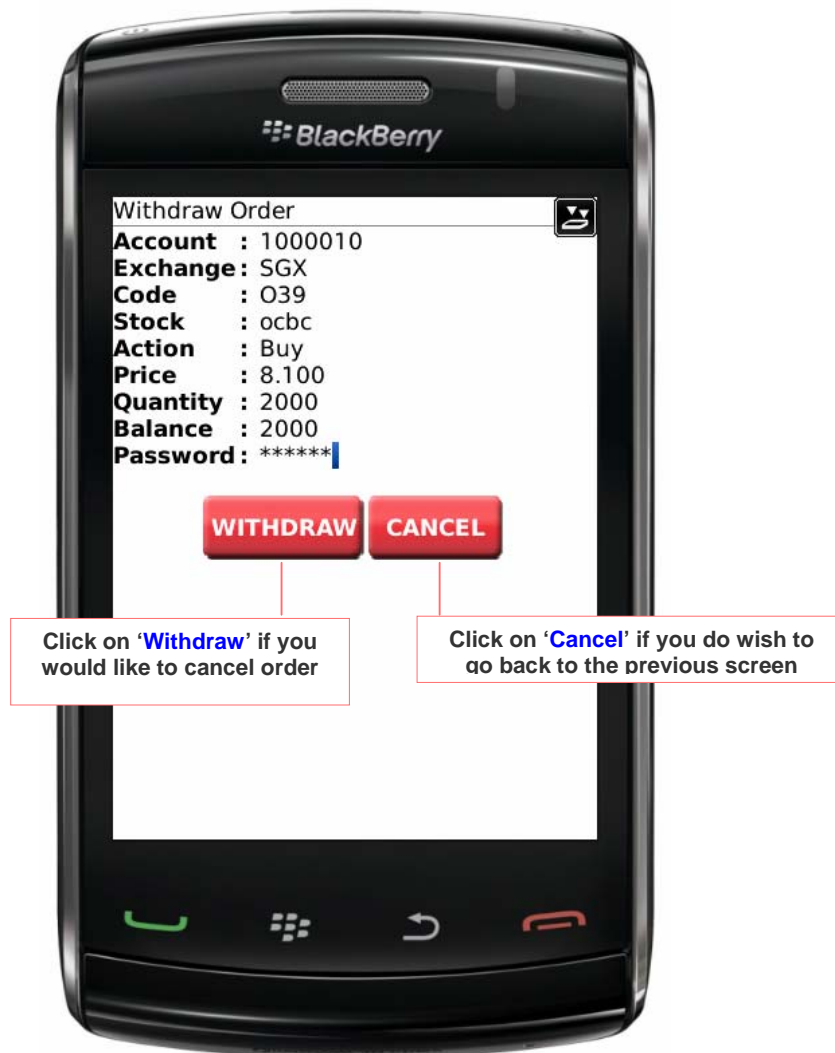
The following order result will appear upon clicking 'Amend'



The following order result will appear upon clicking 'OK'



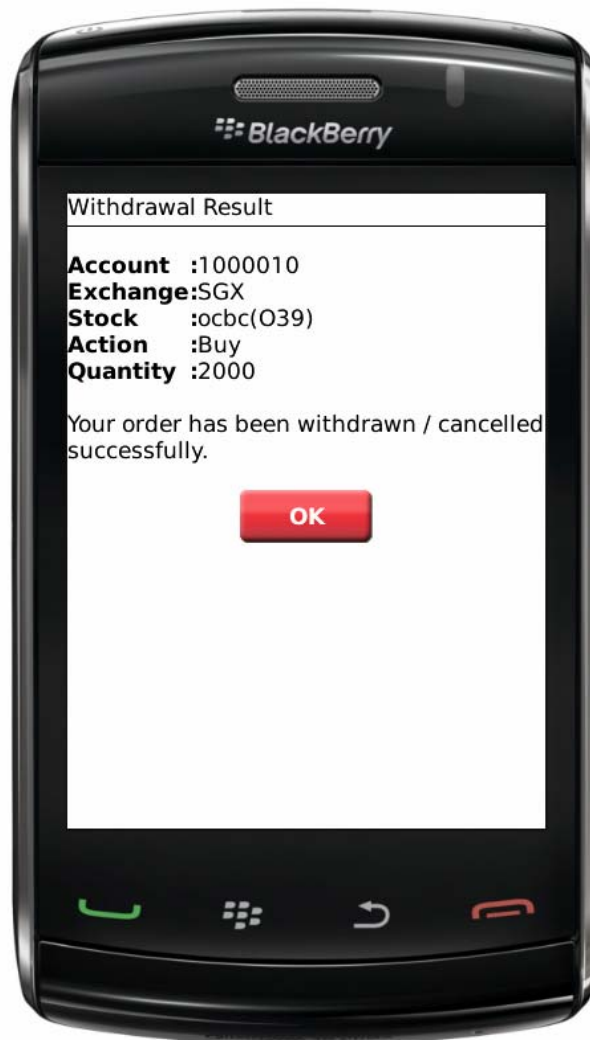
The following confirmation will appear upon clicking 'Withdraw' from Withdrawal ticket



The following confirmation will appear upon clicking 'Withdraw

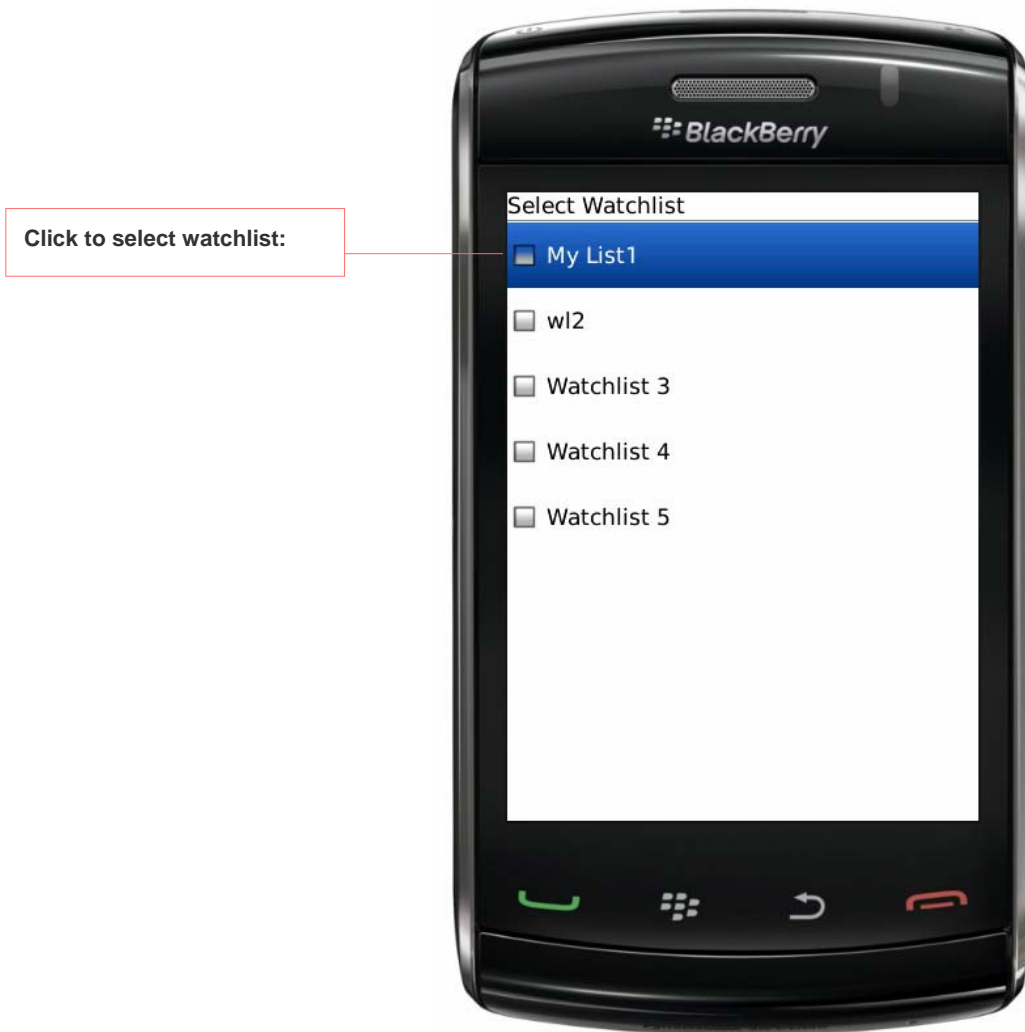


The following withdrawal result will appear upon clicking 'OK'

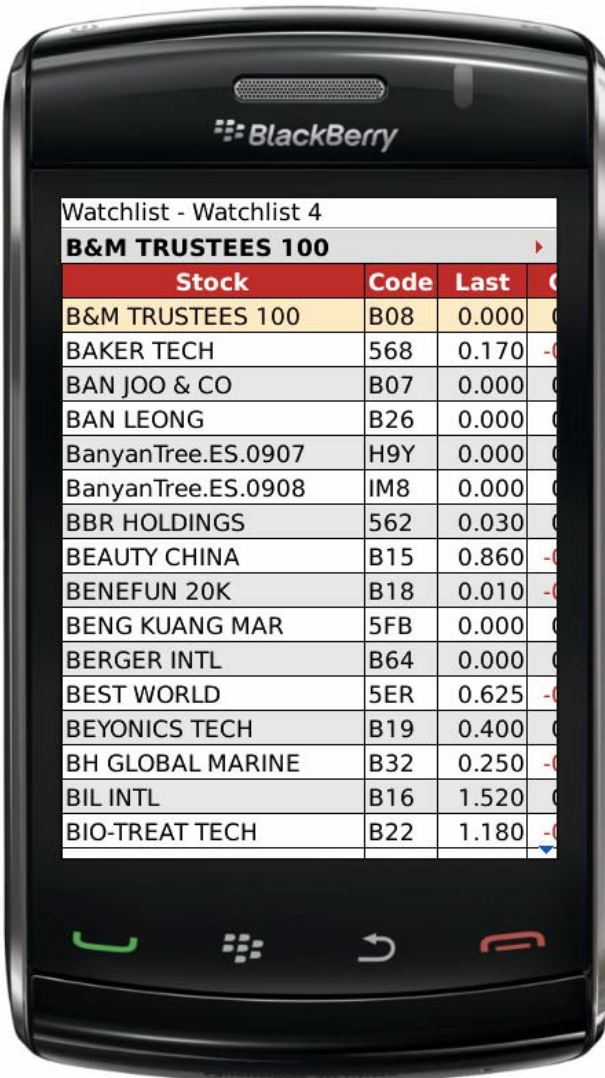


## Watchlist

The Watchlist function allows you to monitor your favourite counters on the move. Adding or removing of counter via BlackBerry will also be reflected in Internet Trading platform, and vice versa.



The following watchlist will appear upon clicking one of the watchlist



Watchlist - Watchlist 4

**B&M TRUSTEES 100**

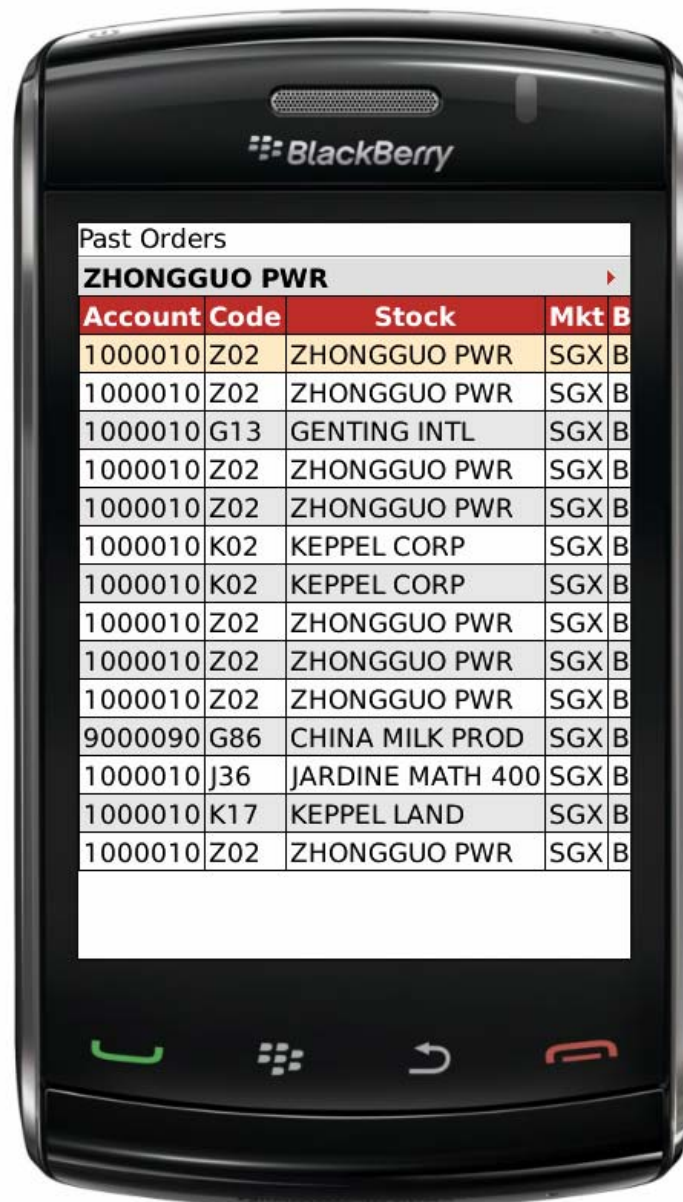
Stock	Code	Last	
B&M TRUSTEES 100	B08	0.000	
BAKER TECH	568	0.170	-0
BAN JOO & CO	B07	0.000	0
BAN LEONG	B26	0.000	0
BanyanTree.ES.0907	H9Y	0.000	0
BanyanTree.ES.0908	IM8	0.000	0
BBR HOLDINGS	562	0.030	0
BEAUTY CHINA	B15	0.860	-0
BENEFUN 20K	B18	0.010	-0
BENG KUANG MAR	5FB	0.000	0
BERGER INTL	B64	0.000	0
BEST WORLD	5ER	0.625	-0
BEYONICS TECH	B19	0.400	0
BH GLOBAL MARINE	B32	0.250	-0
BIL INTL	B16	1.520	0
BIO-TREAT TECH	B22	1.180	-0

### Checking the Order Status

To check the status of your order, select [Trades](#) and click on to [Today](#).



To check your past order, select [Trades](#) and click on to [Past Order](#).



**Market Indices**

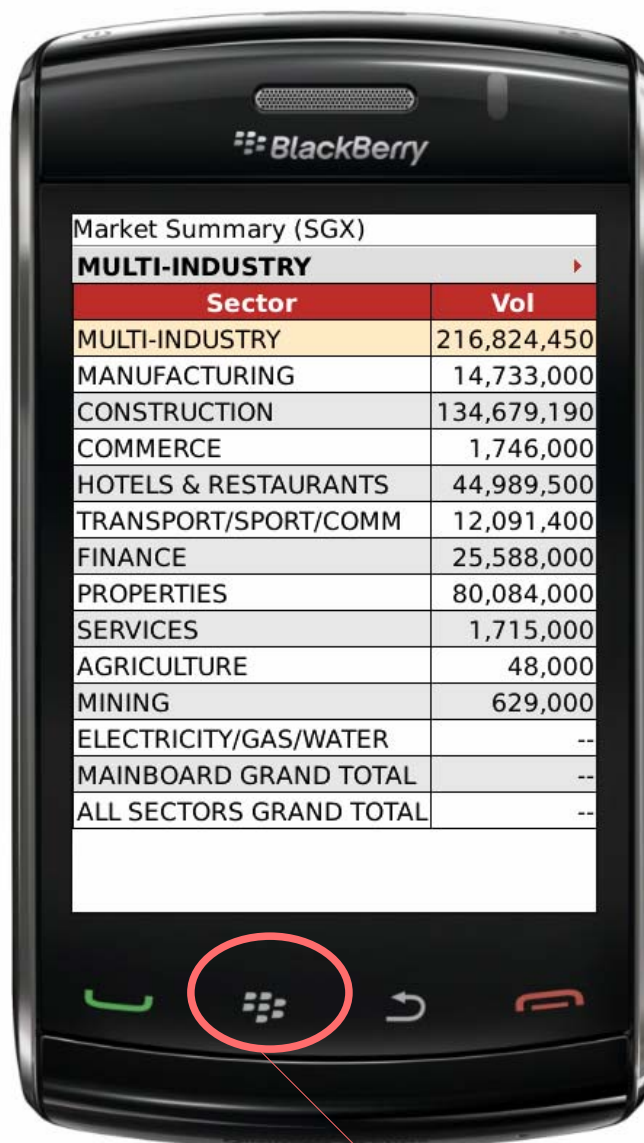
Select 'Main Menu' and click on to 'Market Indices' to view various markets indices.



Select **Market Selection** to view the various exchanges' indices

## Market Summary

Select 'Main Menu' and click on to 'Market Summary' to view various markets indices

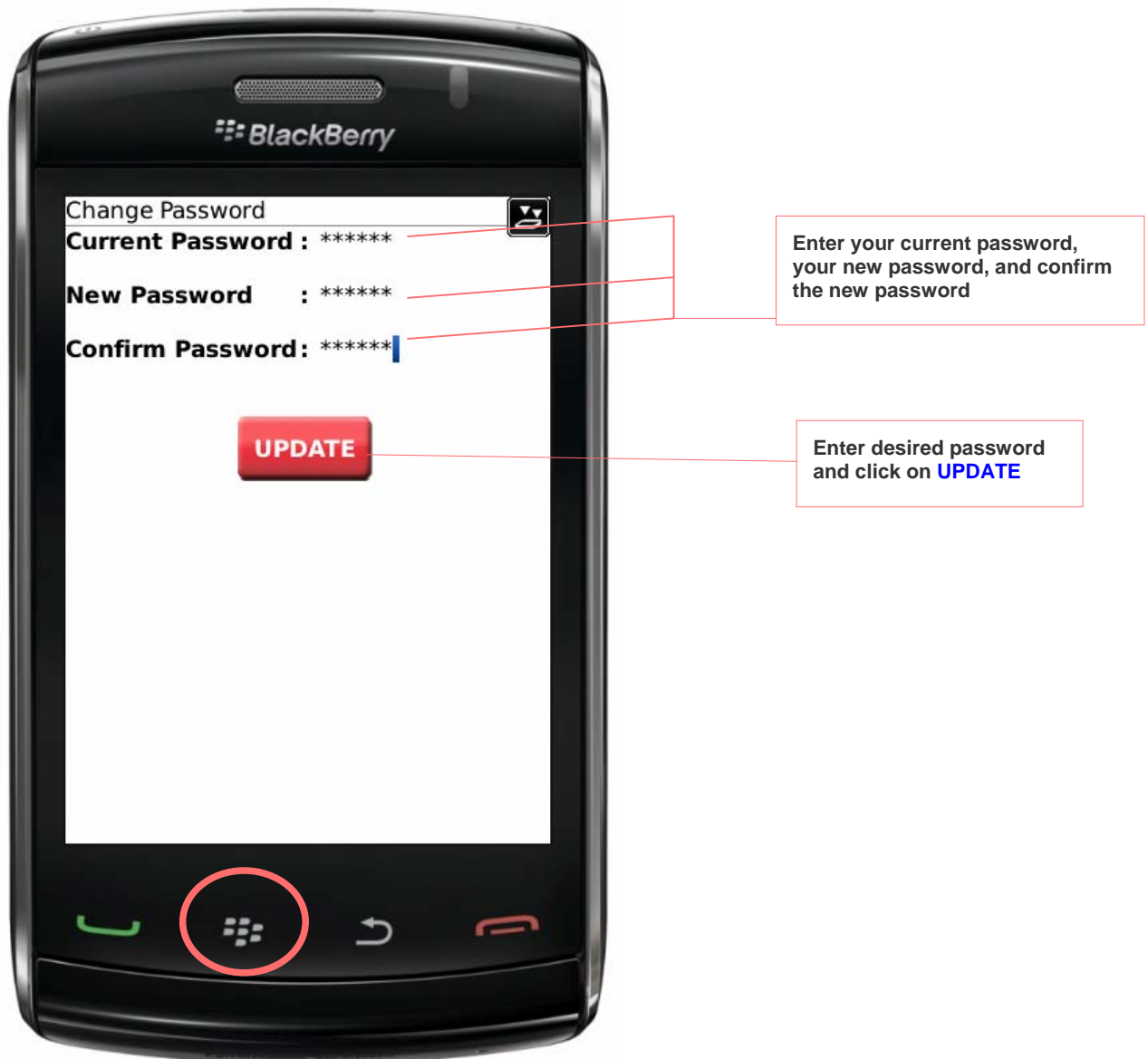


Select **Market Selection** to view the various exchanges' indices

### Change Password

For security reason, you are required to change your password every 300 days. Your new password must contain alphabets and numbers. It must be within 6 to 15 characters and it is case sensitive (e.g. ABC123, abc123). The previous password can be recycled only upon 3 password changed cycles.

Click on '[Change Password](#)' from '[Main Menu](#)'

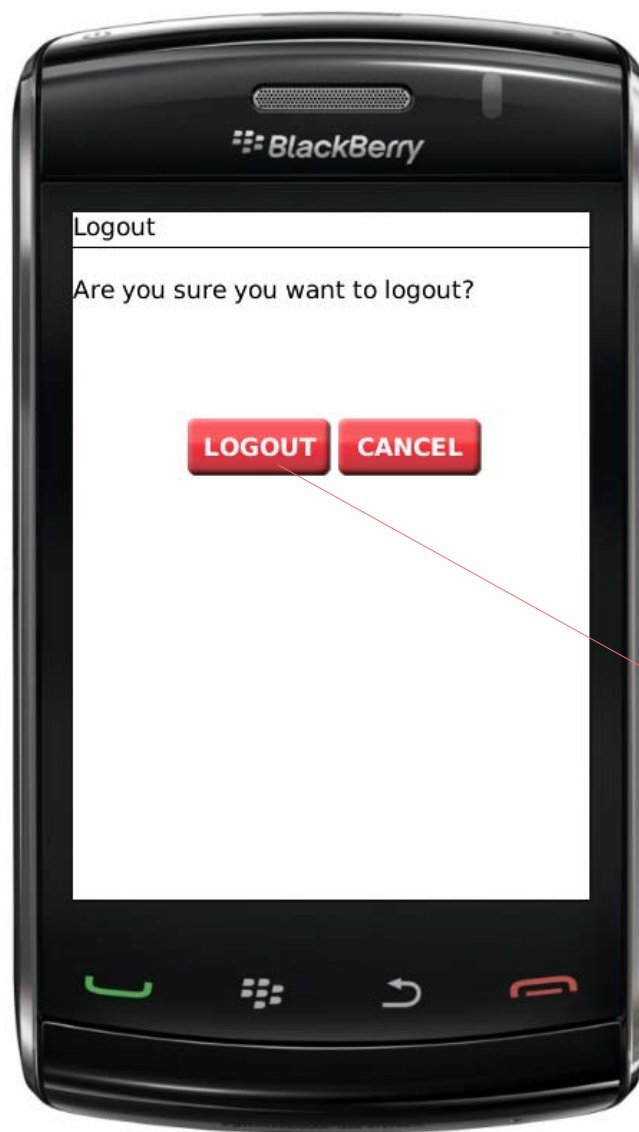


Note:

Changing of password via BlackBerry will also impact the Internet Trading platform, and vice versa. You will need to use the same set of User ID and Password for the internet and mobile trading platform.

## Logout

Click on 'Log out' from 'Main Menu' to exit from iOCBC TradeMobile.



Click Logout button to exit the application